

The JBC logo is rendered in a bold, red, sans-serif font. The letters 'J', 'B', and 'C' are connected at their base. The 'J' has a distinctive hook at the bottom, and the 'C' is a simple, rounded shape. The logo is positioned at the top center of the image, above the website address.

JBC

www.jbctools.com



Repair under control
The fastest desoldering ever seen

Hot Air Stations

Use hot air to repair any SMDs and even the largest QFPs and PLCCs
 An average-sized integrated QFP can be desoldered in **20 seconds**

Precision Hot Air Station
 Ref. **TESE-1A** 100 V / 120 V
TESE-2A 230 V

To repair small and medium SMDs quickly and safely. Supplied with the **TE-TB** heater set, the stand **TE-SD** and the extractor desk **0008752**.

Hot Air Station
 Ref. **JTSE-1A** 100 V / 120 V, **JTSE-2A** 230 V
 High-powered stations for repairing all kinds of SMD components. Supplied with the **JT-TA** heater set, the stand **JT-SD** and the extractor desk **0008752**.

Precision Hot Air Station without extractor desk
 Ref. **TESE-1QA** 100 V / 120 V
TESE-2QA 230 V

Hot Air Station without extractor desk
 Ref. **JTSE-1QA** 100 V / 120 V
JTSE-2QA 230 V



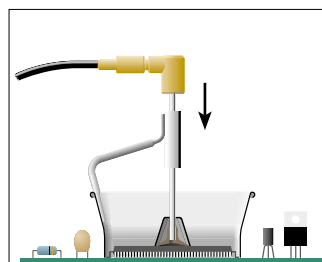
For quick and safe desoldering

Desk
 Ref. **0008752**

With JBC's exclusive system which uses hot air and a wide range of extractors / protectors, you can desolder quickly and at the same time protect the surrounding components by concentrating the heat on the selected component.


1. Placing

Choose the extractor, tripod or protector which best fits the component.



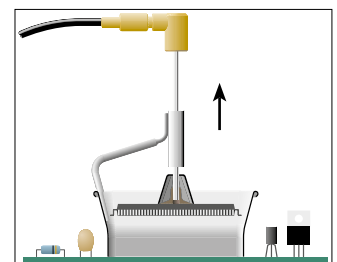
2. Heating

While you apply the heat to the component, the surrounding elements are protected.



3. Extracting

Automatic withdrawal of the desoldered component.



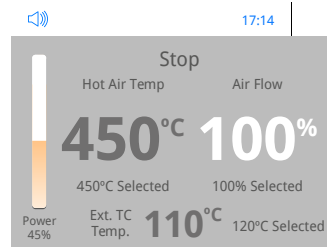
Control the air flow and temperature

2 work modes to choose from



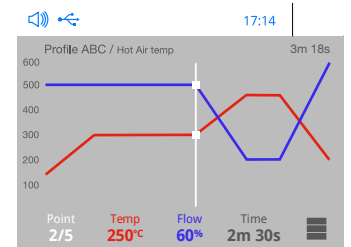
Manual mode

In manual mode the operator can set **temperature** values and **air flow** rate depending on the task.



Profile mode

In this mode the operator can **set up** or **edit** as many as **25 profiles** of temperature and air flow.



Control thermocouple

Ref. **PH218**

Read the temperature at a specific point on the PCB.

It helps **protect** components or an area on the PCB. It **regulates** and **controls** temperature with greater **precision** in either manual mode or via the profiles.



Auto-stop function

Hot Air Supports

Ref. **JT-SD** & **TE-SD**

Safer and more efficient

The **auto-stop** function is a safety measure which guarantees the heat is automatically cut off when the tool is in the stand. This also means you save power and extend the life of the tip.

Auto-Start

When you select this function the tool automatically heats up when it is lifted from the stand.

Pedal

When you select this function the tool will only heat up when the pedal is pressed.



Adjustable holder

You can adjust the holder to suit your posture while working.



Quick tip change

Changing the tip is done quickly and safely so you do not interrupt your rhythm.

Communications

The Hot Air stations have different connectors so data is shared with other equipment.

Widen your range of tasks!



Stand connection
JT-SD & TE-SD

Auxiliary connection

Pedal P005-A

USB-B port

The operator can supervise and manage the parameters of several stations with a computer (eg: the graphs of the work process). You only have to download JBC's management software and install it in your computer.
Available at www.jbctools.com



ROBOT connector

Connector RJ-12 for RS 232 connection using a protocol for robots. This option requires an external robotic connection where the robot manages the JBC control unit.

Specifications

| | | |
|----------------------------|--|--------------------|
| Dimensions | JT / TE | 148 x 184 x 140 mm |
| Weight | JT | 5.7 Kg (12.6 lb) |
| | TE | 5.4 Kg (11.9 lb) |
| Ref. - Voltage (AC) - Fuse | JTSE-1A / TESE-1A - 100 V / 120 V - 8A | |
| | JTSE-2A / TESE-2A - 230 V - 4A | |
| Air flow rate | JT | 10 - 50 SLPM |
| | TE | 3 - 17 SLPM |

| | | |
|--------------------------------------|---------|--|
| Select Temperature | JT / TE | Room Temp. / 150 - 450 °C (300 - 840 °F) |
| Nominal power | JT | 700 W |
| | TE | 300 W |
| Ambient temperature at the workbench | JT / TE | 10 - 40 °C (50 - 104 °F) |
| Vacuum | JT / TE | 30% / 228 mmHg / 9 inHg |
| Power | JT / TE | 3A (230 V), 6A (120 V), 7A (100 V) |

Accessories

Choose the model to suit your needs

Heater set Ref. **TE-TB**



Ref. **JT-TA**



Nozzles TE

| | | Ref. | Size (mm) |
|----------|--|----------------|-----------|
| Bent | | TN9787 | Ø 3 |
| | | TN9785 | Ø 4 |
| | | TN9782 | Ø 5 |
| Bent 45° | | TN8851 | Ø 3 |
| | | TN8905 | Ø 4 |
| Straight | | TN9209* | Ø 3 |
| | | TN9208* | Ø 4 |
| | | TN9080* | Ø 5 |

*Supplied with the TE desk

Nozzles JT

| | | Ref. | Size (mm) |
|----------|--|-----------------|-----------|
| Bent | | JN2015 * | Ø 4 |
| | | JN2012 * | Ø 6 |
| | | JN6633 | Ø 8 |
| Straight | | JN2020 * | Ø 8 |
| | | JN8417 | Ø 10 |
| Flat | | JN7637 | 10 X 2 |
| | | JN7638 | 20 X 2 |
| | | JN7639 | 30 X 2 |

*Supplied with the JT desk

Protectors

| | Ref. | Size (mm) |
|--|--------------|-----------|
| | P3353 | 4,3 x 3 |
| | P3786 | 5,2 x 5,2 |
| | P3352 | 5,2 x 7,5 |
| | P3355 | 5,2 x 9,5 |
| | P3356 | 6,2 x 4,2 |
| | P3785 | 7,2 x 7,2 |
| | P3784 | 8,2 x 8,2 |
| | P4035 | 9 x 13 |
| | P4040 | 9,5 x 19 |
| | P4080 | 9,5 x 21 |

| | Ref. | Size (mm) |
|--|----------------|-------------|
| | P2220 * | 10 x 10 |
| | P4045 | 10,5 x 21 |
| | P4090 | 11 x 16 |
| | P2235 * | 12 x 17 |
| | P1249 | 12 x 23 |
| | P4000 * | 12,5 x 12,5 |
| | P1593 | 13 x 31,5 |
| | P3354 | 13,2 x 13,2 |
| | P4025 | 13,5 x 21,5 |
| | P2230 * | 15 x 15 |

| | Ref. | Size (mm) |
|--|----------------|-------------|
| | P4010 * | 17 x 17 |
| | P4005 | 18 x 29 |
| | P4030 | 18,5 x 18,5 |
| | P1068 | 18,5 x 24 |
| | P2685 | 28,5 x 28,5 |
| | P4085 | 31,5 x 31,5 |
| | P2672 | 33 x 46 |
| | P4002 | 50 x 50 |
| | P3357 | 52,5 x 14 |

*Supplied with the JT & TE desks

Extractors

| | Ref. | Size (mm) |
|--|----------------|-------------|
| | E2052 * | 20 x 20 |
| | E2064 * | 20 x 26 |
| | E2184 * | 24 x 24 |
| | E2068 | 27 x 27 |
| | E4020 | 28,5 x 28,5 |
| | E4015 | 31,5 x 31,5 |
| | E2084 | 33 x 33 |
| | E2100 | 38 x 38 |
| | E2124 | 45 x 45 |

*Supplied with the JT & TE desks

Tripods

| | Ref. | Size (mm) |
|--|----------------|-----------|
| | T2050 * | Ø 39 |
| | T2250 * | Ø 85 |

Manual extractor

| | Ref. | Size (mm) |
|--|--------------|-----------|
| | E2190 | Ø 7 |



Extractor Desk
Ref. **0008752**

Why use an RWB?

It **supports** the Hot Air heater and leaves the operator free

It allows **full access** to the whole work area

The Rework Arm for Hot Air stations

Ref. **RWB-A, RWS-A, RWT-A**

Once the arm has been positioned and the Hot Air stations profiles have been selected (temperature, air flow and time) this means you can fix the tool in place for when you need to repeat the operation for the same batch of PCBs.

Vertical movement

Thanks to the multiple arm joints the height of the arm can be adjusted to suit all components whatever their size.



Specifications

| | RWB-A | RWS-A | RWT-A |
|-------------------|--------------|--------------|--------------|
| High | 386,5 | 386,5 | 386,5 |
| Base | 480 x 550 | 270 x 400 | |
| Arm length | 444,5 | 444,5 | 444,5 |



The arm's **vertical movement** adapts to all your needs

Swivel clamp

This keeps the hose away from the work area to keep it free of obstacles.

Articulated arm

It facilitates access to the work area by holding the arm in place once the knobs have been tightened.



It has clamps to fix both the JT-TA & TE-TB heaters.

Preheaters for PCBs

Obtain maximum quality in soldering without thermal stress

The complete answer to pre-heating PCBs. There are **two** independent heating **areas** with **uniform** heat distribution.

Infrared Preheater set

Ref. **PHS-1KB** 120 V, **PHS-2KB** 230 V, **PHS-9KB** 100 V

This is the best way to preheating **small** PCBs.

Convection Preheater set


Ref. **PHB-1KA** 120 V, **PHB-2KA** 230 V, **PHB-9KA** 100 V

Essential for soldering in **multilayered circuits**.

Preheater

Ref. **PHS-B**
PHB-A

Designed to give maximum heating uniformity which guarantees the best results.



Preheater support PHS-SA , PHB-SA

Ref. **PHS-SA**
PHB-SA

It has different slots in the base which enable a correct alignment of the heater.

Console

This comes with **3 pre-set temperature profiles** and 20 more which the operator can set depending on the task.

Comparison between Preheaters

Technical specifications

| | PHS-B | PHB-A |
|---------------------------------|--|---|
| Heating area | 65 x 135 mm (1 zone) 130 x 135 mm (2 zones) | 180 x 277 mm (1 zone) 360 x 277 mm (2 zones) |
| Voltage – maximum power | PHS-1B 120V, 50 / 60Hz - 500 VA PHS-2B 230V, 50 / 60Hz - 500 VA PHS-9B 100V, 50 / 60Hz - 500 VA | PHB-1A 120V, 50 / 60Hz - 1800 VA PHB-2A 230V, 50 / 60Hz - 2000 VA PHB-9A 100V, 50 / 60Hz - 1500 VA |
| Heating system | Infrared | Convection |
| Temperature range | 50 - 250 °C (120 - 482 °F) | 50 - 250 °C (120 - 482 °F) |
| Maximum work time | 600 min. o indefinite | 600 min. o indefinite |
| JBC set temperature profiles | 3 profiles (2, 3 or 4 steps) | 3 profiles (2, 3 or 4 steps) |
| Operator's temperature profiles | up to 20 (6 steps per profile) | up to 20 (6 steps per profile) |
| Temperature measurement | Thermocouple type K | Thermocouple type K |
| Dimensions | 173 x 282 x 41 mm | 404 x 440 x 41 mm |
| Weight | 2,9 kg (6.4 lb) | 7,2 kg (15,9 lb) |

